




ROKURO-2



Yoshimasa KATO

Now, many of interaction arts center on the audiovisual interface of computer. There are a lot of works without the felt thing because of the sensor and the USB camera, etc. So, the relationship between the Spectator and the art work is limited to the relation between the PC and the audiovisual system. However, touching is very important factor for the one making. For example, the painting is done by brush, the sculpture is done by chisel, and ceramics are done by touch of hand.

This work "Rokuro-2" can change the form by the thing that the spectator touches. The spectator copies the movement of the hand onto the work. And, various forms can be seen. The movement considers the ceramic art. The ceramic art is a traditional art. However, the form in building in a digital system with the change always can be seen. Work title Rokuro is a potter's wheel in Japanese.

Earthenware is completed by deciding of the form by the rotation and coloring a vibrant color. This work : the rotation with the motor. And, it is displayed by use of a full color LED instead of traditional paint. A rotation body is a line composed of two or more plastic fibers. Moreover, it is seen the form by the rotating thing. And, the part of close and sparsity can be noticed in the rotation body.





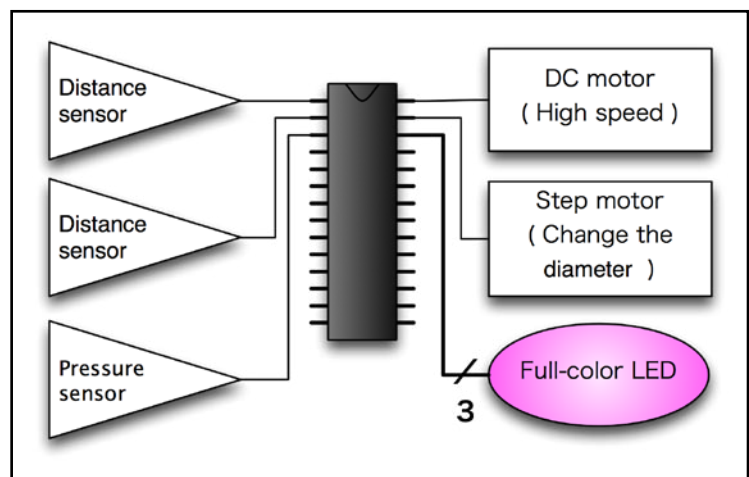
The system of this work is composed by an indirect interaction with the sensor and an immediate interaction that touches by the hand. The sensor reads the movement of the left leg, and it has changed the color of LED. The sensor of the right leg measures the center of gravity of the body. It changes the rotational speed, and has changed top and bottom of the solid of revolution height.

This work has two control techniques. One is a method of the real time decision of the speed, height, and the color, and the formations with the hand. The spectator can freely control all parameters. Another is a method of displaying the globe of the rainbow. At this time, there is no interaction with the sensor. However, the globe is a beautiful rainbow color.

This work is not projected from the outside with the projector etc. The work has put out the color. Therefore, the mistake to bend light can be tasted. Moreover, the fiber that strikes the hand has feedback of comfy.

The rotation body basically becomes the shape of an hourglass or a shape. However, it reacts immediately when there is spectator's interaction. And, the change is given in the form and complex shape can be seen.


It is a fantastic form like Klein bottle. This work is a device to see beautiful shape. Moreover, This work is a proposal of the display of the rotation body that can be altered directly.



System chart

Title : **ROKURO-2**

Artist Name : Yoshimasa KATO



Biography :

1982 - Born in Japan

2000 - 2004 Chukyo University Media Science department

2004 - 2006 Chukyo University Media Science Master's course

2006 - Chukyo University Media Science Doctor's course

Exhibitions :

2007 " VISION " Nagoya Citizen's Gallery Yada, Japan

Group Exhibitions :

2008 "Makw: Tokyo meeting 2 " Tama Art University, Tokyo

2008 "Volume(s) " Casino Luxembourg, luxembourg

2007 " Shanghai eARTS Festival 2007

- Ars Electronica Exhibition DIGITAL ART & MAGIC MOMENTS ", China

2007 " Prix Ars Electronica Exhibition CyberArts2007 " OK center, Austria

2006 " Shinsen na Sakana (Fresh fish) " Aichi Arts Center 12F Art Space G, Japan

2005 " Goninten (Exhibition of misidentification)" Aichi Arts Center B2F Art Space X, Japan

2005 " MemeEXPO2005 " EXPO 2005 AICHI, Japan

2005 " Saturated interaction exhibition " Nagoya Citizen's Gallery Yada, Japan

Joint works :

Takeyoshi Ishimatsu and Yoshimasa Kato 'Nerushinzo - Narushindo'

2007 " Media Select 2007 " Aichi Children Center, Japan

Yoshimasa Kato and Yuichi Ito 'White Lives on Speaker '

2007 " Prix Ars Electronica 07 Interactive Art " Honorary Mention

Academic conference presentation :

2007 " NICOGRAPH International 2007 " Chukyo University, Japan

2006 " China-Japan Joint Seminar on Sensory Education "

Nagoya University Liaison Office in Shanghai, China

Using Hardware :

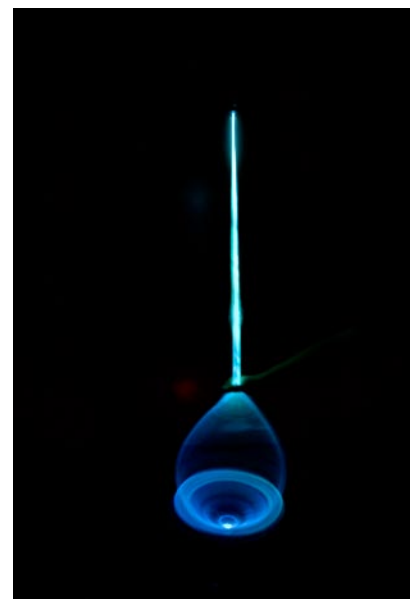
PIC(MicroChip Technology)


Distance Sensor, Step Motor

DC Motor, Full-color LED

Using Material :

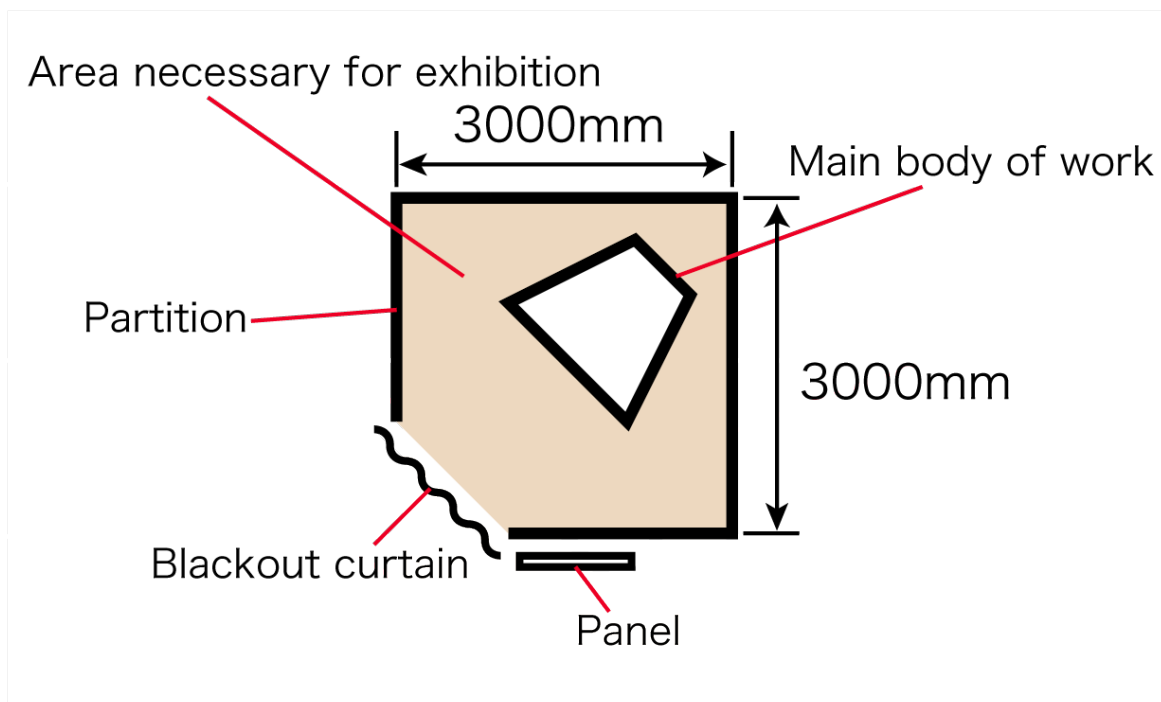
Wood, Steel material, plastic fibers






Exhibition place: Gallery in Chukyo University, Aichi

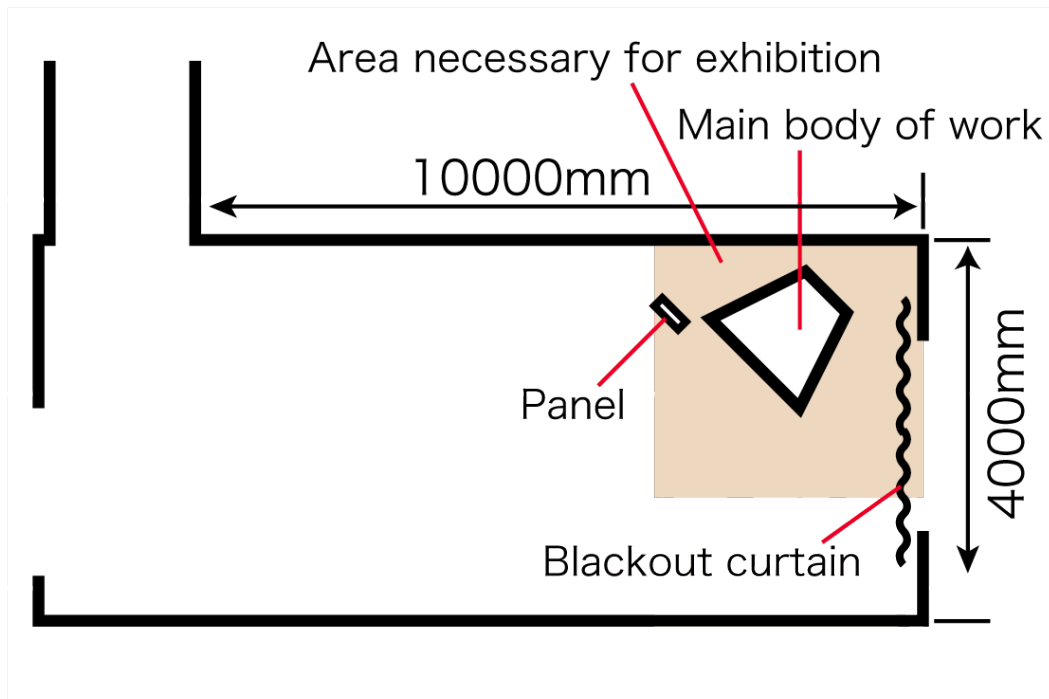
This booth was made from the partition, the entrance was made with the blackout curtain, and it exhibited. When exhibiting, the taken photograph was printed, and it pasted it to the wall at the entrance.





Exhibition place: Kyoto seika University, Kyoto

It exhibited to bumping of the long hall. Because the darkroom was not able to be prepared. In that case, it went in the window of bumping with it covered with the blackout curtain, and all lights turned off.



Appearance of exhibition



Exhibition place: Atelier in Chukyo University, Aichi

The atelier was made at this exhibition and space was made by using the partition. It went with all lights had been turned off.

